

INSTALLATION MANUAL



DX

CAM IR-X4056 Outdoor IRTARGET(Patent Pending)

Used as a remote receiver and processor

SPECIFICATIONS:

Connector:	3ft. black PVC cable w/pigtails.
Mounting:	3 Screw Holes in base, adjustable ball joint for aiming.
Remotes:	Will handle almost all standard remote controllers (Note: does NOT work with B & O equipment, which requires a proprietary confirmation talk-back function).
Range:	110 feet indoors, 15 to 25 feet in direct sunlight.
Acceptance angle:	+ or - 25 degrees off center.
Wire:	Uses conventional unshielded "zip" or telephone wire.
Power:	12 VDC @ 500 mA (unregulated (equals 15 volts), Included with packages)

Your IRTarget is designed to act as a remote receiver and processor of infrared signals. This sensor will receive signals from remote controllers and send these signals to a remote repeater. This allows remote operation of any unit from the room where the IRTarget is located.

INSTALLATION:

CAUTION: Take care to make sure that the IRTarget installation is NOT IN THE LINE OF SIGHT OR REFLECTION with the repeater. If radiation from the repeater is picked up by this sensor, a feedback situation is created which will result in instability and unreliable operation. Undesirable reflection can occur off of light colored walls, windows, mirrors, and even shiny wood finishes! Also note that the wiring of the unit varies, depending on the type of infrared equipment that is being used (see back of this page for wiring diagrams). Please call if you have any questions about your installation.

Any standard type of wire can be used. Shielded or coaxial cable is not usually required unless the wire passes through some unusually high electrical interference regions.

Prepare the wire leads to and from the IRTarget by stripping about 1/4" of insulation from each of the ends. Twist strands tightly together so that none stick out to cause a possible short circuit. **OBSERVE POLARITY!** The sensor will not function if the wires are not in order.

WARRANTY

Your AUDIOPLEX TECHNOLOGY® IRTarget is covered by a Lifetime warranty against defects in workmanship and materials. Any defects will be remedied without charge for labor or parts.

Damage incurred by shipping or accident is not considered to be a defect, and not covered by this warranty. AUDIOPLEX TECHNOLOGY® is not responsible for defective operation caused by abuse or by modification or service by an unauthorized person or agency.

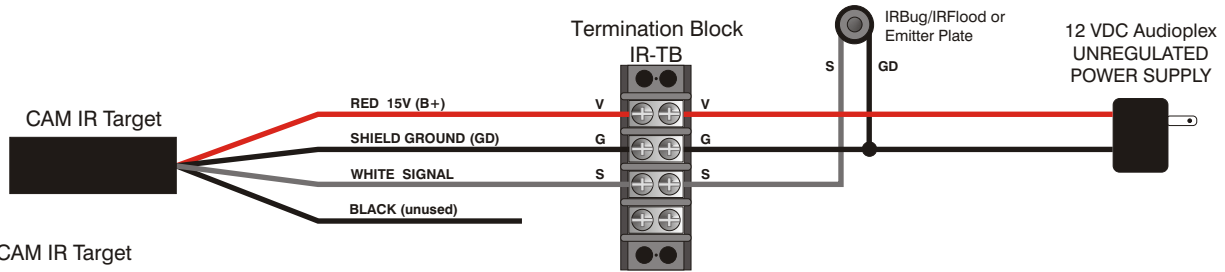
The unit must be properly installed and operated according to instructions for the warranty to apply. Any necessary servicing must be done by AUDIOPLEX TECHNOLOGY®. The products must be returned expenses prepaid, with written authorization from the company. The unit must be shipped with the proof of purchase and in the original carton and packing material to avoid damage.

WIRING DIAGRAMS

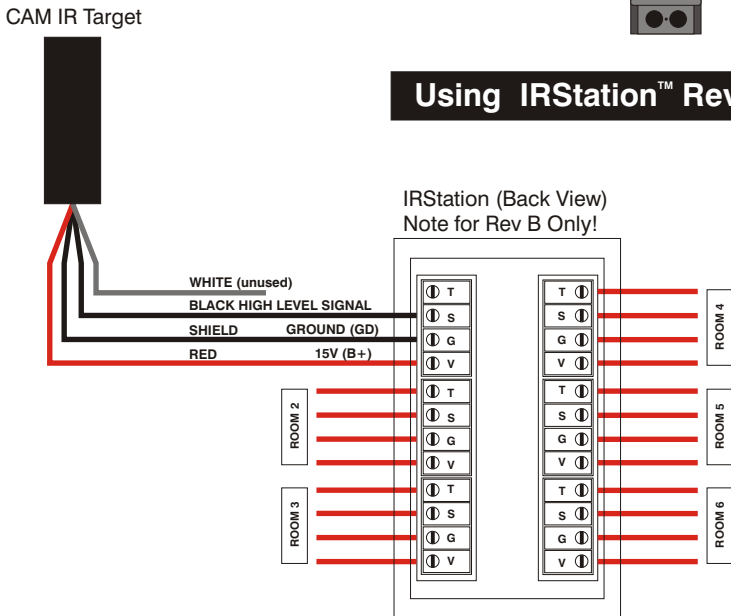


(NOTE: 12 volt power supply and IRBug/IRFlood are supplied with IRTarget packages only)

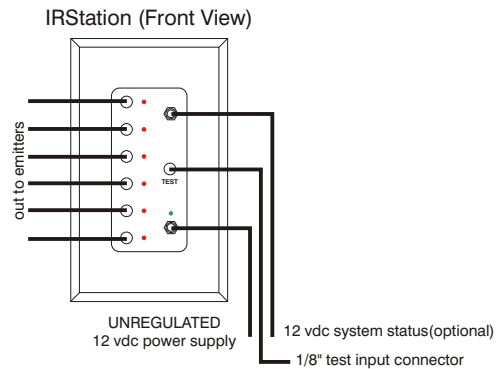
FOR INSTALLATIONS USING AUDIOPLEX TECHNOLOGY™ INFRARED EQUIPMENT



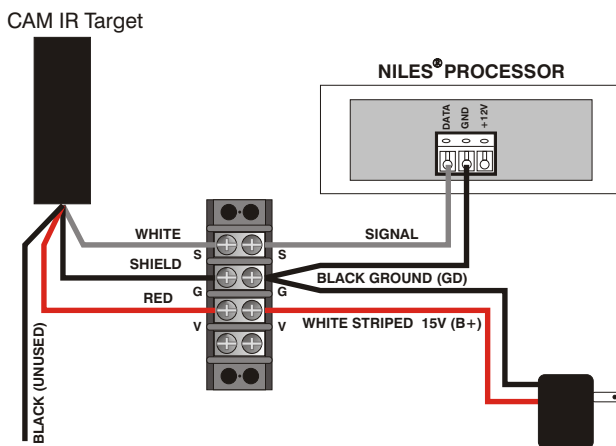
Using IRStation™ Rev B / IRZ-1



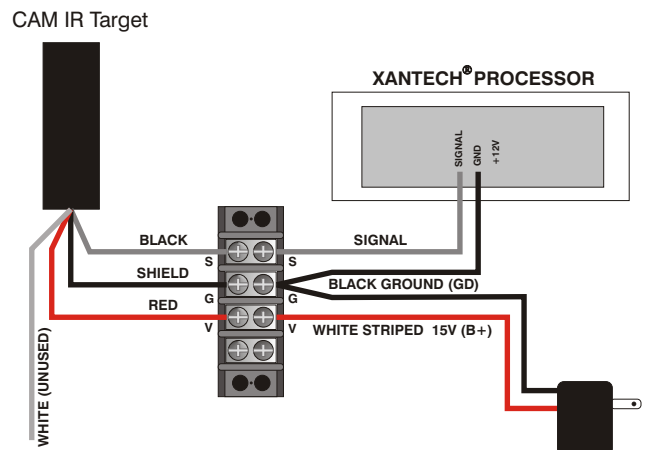
In-wall version shown, chassis version also available



FOR INSTALLATIONS USING NILES® TYPE INFRARED EQUIPMENT



FOR INSTALLATIONS USING XANTECH® TYPE INFRARED EQUIPMENT



NILES® is a registered trademark of Niles Audio Corporation, Inc.
 XANTECH® is a registered trademark of Xantech Corporation.

© 2003 - 6/3/03

AUDIOPLEX TECHNOLOGY®
 404 GWH P.O. BOX 440
 MELVIN VILLAGE, N.H. 03850
 1-800-257-2077 IN N.H. 1-603-544-8601
 FAX: 1-603-544-8901